

CITY OF SCAPPOOSE
33568 E. COLUMBIA AVE.
SCAPPOOSE, OR 97056

503-543-7146

www.ci.scappoose.or.us



JANUARY 2021

The City of Scappoose would like to wish everyone a happy, healthy, and prosperous new year!



City Offices will be closed:

- Thursday, December 31, 2020
- Friday, January 1, 2021, for New Years Day
- Monday, January 18, 2021 in honor of Martin Luther King Jr. Day

Inside this issue:

PUD Grant	1
Annual Town Meeting	2
City Meeting Calendar	2
Streetlight info	2
Watts House info	2
Tips to prevent or thaw frozen pipes	3
Winter Road Operations information	4

PUD Grant information

Columbia River PUD is offering support to local small businesses affected by the COVID-19 pandemic. At their November 17 meeting, the PUD Board of Directors unanimously voted to offer a credit of up to \$200 toward the electric bills of small business owners who have been affected by Governor Brown's executive order.

This incentive was proposed in response to the recent executive order issued by Governor Brown, which adversely affected many local small businesses. Columbia River PUD hopes to help mitigate the economic impact to these businesses that are so important to our local community.

Businesses that have established electric service as a small business with Columbia River PUD under Rate Schedule 20 <https://www.crpud.net/my-pud/rates-policies/current-rate-schedules/schedule-20-general-service-less-than-400-amp-service/> are eligible.

Grant funds targeted toward economic development support will be used to fund this program. In order to access these funds, please complete the form found online at www.crpud.net/covidrelief.

Grants will be issued on a first come, first served basis and are a one-time benefit.

Residential customers who have been affected by COVID can also continue to take advantage of the grant. For more information, please call our Customer Accounts Department at 503-397-0590 or visit www.crpud.net/glow.

Thank you,
Kyle Boggs, Community & Public Relations Specialist, Columbia River PUD
503-366-3243 * www.crpud.net * www.facebook.com/crpud



2021 Annual Town Meeting

Thank you for your commitment to our community!

As a reminder, the Annual Town Meeting is live through the end of January, 2021!

Please watch Mayor Burge's State-of-the-City Address on our YouTube channel:

<https://youtu.be/iYDhmuWwp1g>

Your voice matters! Please fill out the Annual Town Meeting Survey here: <https://tinyurl.com/Scappoose-ATM-Survey-2021>

You can find more information on the City Website:

<https://www.ci.scappoose.or.us/cityhall/page/2021-annual-town-meeting>

Surveys can be returned to the drop box in the City Hall parking lot, or mailed to:
City of Scappoose, 33568 East Columbia Avenue, Scappoose, OR 97056.

City Meetings Calendar

- * City Council meeting ~ January 4 & 19, starting at 7:00 pm
- * Planning Commission meeting ~ January 14 & 28, starting at 7:00 pm
- * Economic Development Committee meeting ~ January 21, starting at noon
- * 100 Year Ad-hoc Committee meeting ~ January 21, starting at 2:00 pm
- * Parks & Recreation Committee meeting ~ January 21, starting at 6:00 pm



Citizens can email comments ahead of time to sreeves@cityofscappoose.org, attend meeting by phone, in addition to watching Council & Planning Commission meetings online at <http://scappoosecityor.iqm2.com/Citizens/default.aspx>.

Meetings are held in the Scappoose City Council Chambers at 33568 East Columbia Avenue and, or virtually.
Call Scappoose City Hall at 503-543-7146 for more information and to confirm meetings.

**Utility bills are due the 15th of each month ~
pay online at www.xpressbillpay.com or call 1-800-720-6847**

Pay your utility bills using the mobile app from Xpress Bill Pay! Looking for another fast and convenient way to pay your utility bills? The new and improved app is now available for download from the Google Play and App Stores.
Now available for both Android and iPhone

To report a streetlight out or not working properly

Please contact
City Recorder
Susan Reeves at
City Hall,
503-543-7146, ext. 224

**City of Scappoose
33568 E. Columbia Avenue
Scappoose, Oregon 97056
503-543-7146**

**Visit our website:
www.ci.scappoose.or.us**


Watts House Information

The Watts House will remain closed until further notice. If you have any questions, please contact Karen at 503-970-3920.
Thank you!

Small Town, Big Community

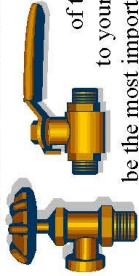
TIPS TO PREVENT OR THAW FROZEN PIPES:

Each winter, many water customers experience the inconvenience of frozen pipes, which can result in expensive plumbing repairs and water damage. The CITY OF SCAPPOOSE offer these tips to help minimize damages caused by frozen pipes.



LOCATE THE SHUTOFF VALVE:

Knowing the exact location of the shutoff valve to your water supply may be the most important precaution that you can take. If a pipe bursts somewhere in your home or business – either in the kitchen, bath, basement, or crawl space – this valve turns off the flow of water. It is usually located outside near the point where the water line enters your home/business. In some homes the shutoff valve may be in the basement, garage, or in the crawl space under the home although older homes might not have a shutoff valve. Another option in the case of an emergency is to turn off the water at the meter gate-valve which will be located on your side of the water meter. If you are on City Water, the meter is usually in a ground level box near your property line abutting the street curb in front of your home/business. Use extreme caution, as any damage to the valves in the meter box will be at the homeowner's expense to repair.



METER PROTECTION: Check the meter box to ensure the cover is not broken, missing or out of place. Such conditions will allow cold air to enter. Report broken or missing covers to the City of Scappoose Public Works.



HOT WATER HEATER

PRECAUTION: If you have an emergency and need to turn off the water supply to your home or building, be sure to turn off the electric breaker to your hot water heater. This precaution applies only to hot water heaters that operate on electricity, to prevent damage to your hot water unit.



ELIMINATE DRAFTS:

Keep basement, garage doors and windows tightly closed in the winter. Close crawl space vents & doors. Seal cracks in the walls of the basement or crawl space. **AND OPEN CABINET DOORS BELOW SINKS:** If a sink is located against an outside wall, open the vanity or cabinet doors to allow warm air to reach the water pipes.



LEAVE A FAUCET RUNNING:

When temperatures are predicted to stay below freezing, leave a very thin stream of water running continuously from at least one tap in your home or business.

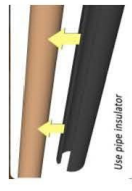
OUTSIDE FAUCET PROTECTION:

Disconnect and drain outdoor hoses. Detaching the hose allows water to drain from the pipe. Otherwise, freezing temperatures can cause the faucet or its pipe to burst. Inexpensive faucet covers provide insulation; can be found at local hardware stores or contact your plumber for information on frost proof faucets, which may be the answer for outside wall outlets that tend to freeze easily. If you have a sprinkler system, follow the manufacturer's instructions for winter preparedness.



Have your plumber's phone number handy just in case.

INSULATION: Insulate pipes or faucets in unheated areas. If you have pipes in an unheated garage or crawl space under the house or building, wrap the water pipes before winter. Hardware/building supply stores will have pipe insulation materials available.



BE SAFE & USE A HAIRDRYER: Never thaw a frozen pipe with an open flame. Instead, use a hair dryer, heat tape or a light bulb to slowly warm it.



DRAIN PIPES BEFORE VACATIONS:

When leaving your home/business for extended periods consider draining the lines or leaving the heat the heat on, set no lower than 55° F. Also beware of sagging water lines which may not completely drain.



USE A LICENSED CONTRACTOR:

If you decide to hire a contractor, ensure they are licensed and bonded for your protection. Check licenses on-line; <https://www.oregon.gov/bcd/licensing/Pages/search.aspx> Additional info can be found on our website: <https://www.ci.scappoose.or.us/building>

KEEP IMPORTANT #'S WITH YOU:

If broken pipes damage your home or business, have your insurance company's phone number as well as your emergency contacts, contractors. **These suggestions are provided to you**

by
THE CITY OF SCAPPOOSE
(503) 543-7146
After hours call dispatch: (503) 397-1521.
www.ci.scappoose.or.us



For additional winter storm preparedness visit:

www.redcross.org/get-help



Etwp0016.12/2020

Be Safe This Winter! Be Safe This Winter!

City of Scappoose 2020/2021 Winter Road Operations

Flooding, wind, freezing rain and snow are weather conditions that create dangerous driving conditions and concern about access to work, school, and business. The City of Scappoose, in partnership with Columbia County and ODOT share these concerns and work together to help resolve transportation issues when bad weather arrives.

The following information is aimed at assisting you when such events occur.

Who to call?

To request help or report a road hazard:

- Life-threatening - emergency response – 911
- Hazardous road conditions – non – emergency response – 503-397-1521
- State Highways/Highway 30 – Oregon Department of Transportation (ODOT) – 503-986-4000
- City Maintained/Owned streets – 503-543-7146
- All other roads - Columbia County – 503-397-5090

Weather forecasts issued by the National Weather Service or other reporting agencies are considered to determine an appropriate response to a storm or other emergency event. If an event develops during regular working hours (Monday through Friday, 7a.m. to 4:00 p.m.), the Utility Supervisor will dispatch personnel and equipment as needed, under the direction of the Public Works Director or Chief of Police. During extended events, Street Operations may operate on a 24-hour basis.

Flooding

High water warning signs are posted when water covers part of a traffic lane, but the hazard can be avoided without creating a danger to traffic. **Road Closure** barricades are set up when traffic lanes in one direction are covered with water or when water is flowing across the roadway creating dangerous driving conditions.

Ice and Snow

In the past when icy conditions are forecasted, the Oregon Dept. of Transportation has applied **anti-icing** materials to Highway 30. City crews will apply sanding rock to intersections along Highway 30 as needed.

When ice and snow cause streets to become slippery, the streets may be **sanded** to improve traction. A clean, finely graded crushed aggregate, or anti-skid material, is mechanically spread at intersections, curves, on hills and other problem areas, at the discretion of a Supervisor. Sanding does not melt ice or snow.

Snow plows are not dispatched until after snowfall has stopped or until a minimum of 4 inches of snow has accumulated. Snow plows are usually kept off of priority routes during peak hours to avoid congestion and visibility problems.

Road closure barricades are set up when street conditions are extremely hazardous.

It's important to note that some homes located at higher elevations with steep roadways, may not be accessible during major snow or ice events. The City wants to make sure residents living in these areas realize that city crews may not be able to service their streets during hazardous conditions.