

*Small Town,  
Big  
Community*



**SCAPPOOSE**  
*Oregon*

# January 2023

The City of Scappoose would like to thank all those who participated in the drive thru Doughnut Day on December 10, 2022. Thanks to your generous donations we were able to collect 900 pounds of nonperishable food items, along with \$1,160 to give to the St. Vincent de Paul Food Pantry.

To report a streetlight issue please contact  
City Hall  
503-543-7146,  
ext. 224  
Thank you!

CITY OF SCAPPOOSE  
33568 E. COLUMBIA AVE.  
SCAPPOOSE, OR 97056  
503-543-7146  
CI.SCAPPOOSE.OR.US




## Inside This Issue

Doughnut Day event	1
Tips to prevent or thaw frozen pipes	2
Be safe this winter	3
Info from Scappoose Fire District	4
Watts House Info	4
City Meetings	4
Thank you to Councilor Poling & Councilor Lesowske	5
Thank you to Mayor Burge	6



**The City of Scappoose would like to wish everyone a happy, healthy, and prosperous new year!**

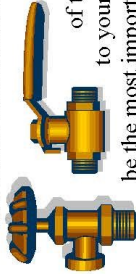
## TIPS TO PREVENT OR THAW FROZEN PIPES:



Each winter, many water customers experience the inconvenience of frozen pipes, which can result in expensive plumbing repairs and water damage. The CITY OF SCAPPOOSE offer these tips to help minimize damages caused by frozen pipes.

### LOCATE THE SHUTOFF VALVE:

Knowing the exact location of the shutoff valve to your water supply may be the most important precaution that you can take. If a pipe bursts somewhere in your home or business – either in the kitchen, bath, basement, or crawl space – this valve turns off the flow of water. It is usually located outside near the point where the water line enters your home/business. In some homes the shutoff valve may be in the basement, garage, or in the crawl space under the home although older homes might not have a shutoff valve. Another option in the case of an emergency is to turn off the water at the meter gate-valve which will be located on your side of the water meter. If you are on City Water, the meter is usually in a ground level box near your property line abutting the street curb in front of your home/business. Use extreme caution, as any damage to the valves in the meter box will be at the homeowner's expense to repair.



**METER PROTECTION:** Check the meter box to ensure the cover is not broken, missing or out of place. Such conditions will allow cold air to enter. Report broken or missing covers to the City of Scappoose Public Works.

### HOT WATER HEATER

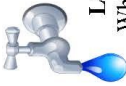
**PRECAUTION:** If you have an emergency and need to turn off the water supply to your home or building, be sure to turn off the electric breaker to your hot water heater. This precaution applies only to hot water heaters that operate on electricity, to prevent damage to your hot water unit.



**ELIMINATE DRAFTS:** Keep basement, garage doors and windows tightly closed in the winter. Close crawl space vents & doors. Seal cracks in the walls of the basement or crawl space. **AND OPEN CABINET DOORS BELOW SINKS:** If a sink is located against an outside wall, open the vanity or cabinet doors to allow warm air to reach the water pipes.



**LEAVE A FAUCET RUNNING:** When temperatures are predicted to stay below freezing, leave a very thin stream of water running continuously from at least one tap in your home or business.



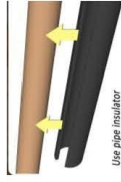
### OUTSIDE FAUCET PROTECTION:

Disconnect and drain outdoor hoses. Detaching the hose allows water to drain from the pipe. Otherwise, freezing temperatures can cause the faucet or its pipe to burst. Inexpensive faucet covers provide insulation; can be found at local hardware stores or contact your plumber for information on frost proof faucets, which may be the answer for outside wall outlets that tend to freeze easily. If you have a sprinkler system, follow the manufacturer's instructions for winter preparedness.



**Have your plumber's phone number handy just in case.**

**INSULATION:** Insulate pipes or faucets in unheated areas. If you have pipes in an unheated garage or crawl space under the house or building, wrap the water pipes before winter. Hardware/building supply stores will have pipe insulation materials available.



Use pipe insulator

**BE SAFE & USE A HAIRDRYER:** Never thaw a frozen pipe with an open flame. Instead, use a hair dryer, heat tape or a light bulb to slowly warm it.



### DRAIN PIPES BEFORE VACATIONS:

When leaving your home/business for extended periods consider draining the lines or leaving the heat the heat on, set no lower than 55° F. Also beware of sagging water lines which may not completely drain.



### USE A LICENSED CONTRACTOR:

If you decide to hire a contractor, ensure they are licensed and bonded for your protection. Check licenses on-line; <https://www.oregon.gov/bcd/licensing/Pages/search.aspx> Additional info can be found on our website: <https://www.ci.scappoose.or.us/building>

**KEEP IMPORTANT #'S WITH YOU:** If broken pipes damage your home or business, have your insurance company's phone number as well as your emergency contacts, contractors. **These suggestions are provided to you**

by

**THE CITY OF SCAPPOOSE**  
(503) 543-7146

**After hours call dispatch: (503) 397-1521.**

[www.ci.scappoose.or.us](http://www.ci.scappoose.or.us)



For additional winter storm preparedness visit;

[www.redcross.org/get-help](http://www.redcross.org/get-help)



Etneppala 12/2020



## Be Safe This Winter!

### City of Scappoose 2022-23 Winter Road Operations

Flooding, wind, freezing rain and snow are weather conditions that create dangerous driving conditions and concern about access to work, school, and business. The City of Scappoose, in partnership with Columbia County and ODOT share these concerns and work together to help resolve transportation issues when bad weather arrives.

**The following information is aimed at assisting you when such events occur.**

#### Who to call?

To request help or report a road hazard:

- Life-threatening - emergency response – 911
- Hazardous road conditions – non – emergency response – 503-397-1521
- State Highways/Highway 30 – Oregon Department of Transportation (ODOT) – 503-986-4000
- City Maintained/Owned streets – 503-543-7146
- All other roads - Columbia County – 503-397-5090

Weather forecasts issued by the National Weather Service or other reporting agencies are considered to determine an appropriate response to a storm or other emergency event. If an event develops during regular working hours (Monday through Friday, 7:00 a.m. to 4:00 p.m.), the Utility Supervisor will dispatch personnel and equipment as needed, under the direction of the Public Works Director or Chief of Police. During extended events, Street Operations may operate on a 24-hour basis.

#### Flooding

High water warning signs are posted when water covers part of a traffic lane, but the hazard can be avoided without creating a danger to traffic. **Road Closure** barricades are set up when traffic lanes in one direction are covered with water or when water is flowing across the roadway creating dangerous driving conditions.

#### Ice and Snow

In the past when icy conditions are forecasted, the Oregon Dept. of Transportation has applied **anti-icing** materials to Highway 30. City crews will apply sanding rock to intersections along Highway 30 as needed.

When ice and snow cause streets to become slippery, the streets may be **sanded** to improve traction. A clean, finely graded crushed aggregate, or anti-skid material, is mechanically spread at intersections, curves, on hills and other problem areas, at the discretion of a Supervisor. Sanding does not melt ice or snow.

**Snow plows** are dispatched to primary routes after snowfall has stopped or until a minimum of 4 inches of snow has accumulated. Snow plows are usually kept off of priority routes during peak hours to avoid congestion and visibility problems.

**Road closure** barricades are set up when street conditions are extremely hazardous.

**Please note that some homes located at higher elevations with steep roadways, may not be accessible during major snow or ice events. The City wants to make sure residents living in these areas realize that City crews may not be able to service their streets during hazardous conditions.**



The Scappoose School District is encouraging members of the community to participate in a survey that will allow us to hear the perspective of the people we serve. This survey is an opportunity for you to help the school district by sharing your perception of important aspects of the school district. Your answers are the first step to uncovering the priorities within our community. We'll use this information to guide further conversations with the community. Your opinions are important, and the district is interested in hearing them.

You will only be asked to answer questions related to your involvement with the district. The 5 sections of the survey are:

- Academics
- Well Rounded Education
- School Culture and Climate
- Social and Emotional Health
- College and Career

[SSD Online Community Survey - English -](https://docs.google.com/forms/d/e/1FAIpQLScrGtZlyBa83bsEeJcYHBTqKA43YagthG7_9_M1QbAT6FkNKQ/viewform?usp=sf_link)

[https://docs.google.com/forms/d/e/1FAIpQLScrGtZlyBa83bsEeJcYHBTqKA43YagthG7\\_9\\_M1QbAT6FkNKQ/viewform?usp=sf link](https://docs.google.com/forms/d/e/1FAIpQLScrGtZlyBa83bsEeJcYHBTqKA43YagthG7_9_M1QbAT6FkNKQ/viewform?usp=sf_link)

[SSD Online Community Survey - Spanish -](https://docs.google.com/forms/d/e/1FAIpQLSdXZ1ScL7YIM2leITW2r7Bg0roPcMMqC6ONMr-xVI6NT02yPA/viewform?usp=sf_link)

[https://docs.google.com/forms/d/e/1FAIpQLSdXZ1ScL7YIM2leITW2r7Bg0roPcMMqC6ONMr-xVI6NT02yPA/viewform?usp=sf link](https://docs.google.com/forms/d/e/1FAIpQLSdXZ1ScL7YIM2leITW2r7Bg0roPcMMqC6ONMr-xVI6NT02yPA/viewform?usp=sf_link)

### Watts House Information



Visit [www.scappoosehistoricalsociety.org](http://www.scappoosehistoricalsociety.org) for events and updates

### City Meetings Calendar

- City Council Work Sessions ~ January 3 & 17, at 6:00 pm
- City Council Meetings ~ January 3 & 17, at 7:00 pm
- Economic Development Committee ~ January 19, at noon
- Parks & Recreation Committee meeting ~ January 19, at 6:00 pm
- Planning Commission ~ January 26, at 7:00 pm
- 50-Year Stakeholder Advisory Committee Meeting ~ January 31, at 6:00 pm



**HAPPY HOLIDAYS FROM THE CITY OF SCAPPOOSE**



# Thank You!

The City of Scappoose would like to thank Councilor Josh Poling and Councilor Brandon Lesowske for their years of services.



Councilor Josh Poling  
&  
Council President Megan Greisen

Councilor Brandon Lesowske  
&  
Council President Megan Greisen



The City of Scappoose would like to thank Mayor Scott Burge for his many of services.



Mayor Scott Burge  
&  
Council President  
Megan Greisen

*Thank you!*

Councilor Brandon Lesowske;  
Mayor Scott Burge;  
Councilor Josh Poling; and  
Council President  
Megan Greisen

