



Inside This Issue

50 Year Plan Stakeholder Advisory Committee information	1
Information on Water Leaks	2
Information on Water Conservation	3/4
Planning Commission Vacancies	4
Summer Reading Information	4
Tools & Tips CCB's Homeowner Newsletter Information	5/6/7
Scappoose Senior Center Information	8
Scappoose Farmers' Market Information	8
City Meeting Calendar	8

To report a streetlight issue please contact Scappoose City Hall at 503-543-7146 Thank you!

**CITY OF SCAPPOOSE
33568 E. COLUMBIA AVE.
SCAPPOOSE, OR 97056
503-543-7146
WWW.SCAPPOOSE.GOV**



SCAPPOOSE 50 YEAR PLAN

The 50-Year Plan Stakeholder Advisory Committee held its final meeting on May 20th. For over 3 years now, they have dedicated several of their evenings towards thoughtful, collaborative planning for the Scappoose community. We would like to thank the committee for their service, ideas, and long-term visioning. The adoption process for the 50-Year Plan is expected to begin this coming fall. More details to come



50-Year Plan Stakeholder Advisory Committee Members in photo

Front row: Pat Turpen; Jeannet Santiago; Jeff Weiss; Pat Kessi




Second row: Kim Holmes; Brian Rosenthal; Christine Collins;

Jennifer Anderson; Laurie Oliver Joseph; Jeff Pricher; N.J. Johnson

Virtual (on the screen): Paul Vogel; Len Waggoner

Regularly check for water LEAKS

Even small leaks can waste
hundreds to thousands of
gallons of water a month.

Examples of water lost to leaks from a dripping faucet		Examples of water lost to leaks from an irrigation system	
Drops per minute	= Gallons per month wasted	Hole size in inches	= Gallons per month wasted
 60	= 192	1/32	• 6,300
 90	= 288	1/16	• 25,000
 120	= 384	1/8	• 100,000
		3/16	• 225,000
		1/4	• 400,000

Everyone can find leaks at home.

Household leaks are common. Take 20 minutes today to check your home for leaks with these simple tips:

INDOORS

Toilets: Use dye tablets/strips from your water provider or 10 drops of food coloring to see if you have a slow or silent leak. See the blue box below to get the easy steps.



Showerheads and faucets: Check these for drips. Find slower leaks by checking the sink or tub first thing in the morning. If it is wet, you may have a leak.

OUTDOORS

Service connection/irrigation: Look for soft, wet spots in your yard during the summer. The location of the spot will help you determine the source. Common culprits are sprinkler heads or sometimes it is the water service connection.



Some leaks are easy and inexpensive to fix yourself. However, call a plumber or contact your landlord for larger projects outside of your comfort zone.



Learn more about where you might find leaks at home and ways to find leaks using your water meter or utility bill at regionalH2O.org/leaks or by scanning the QR code.

The Regional Water Providers Consortium provides leadership in the planning, management, stewardship, and resiliency of drinking water in the Portland, OR metropolitan region.

Get more information and resources at www.regionalh2o.org.



OTHER STEPS YOU CAN TAKE...

- Regularly check for & repair leaks. Even small leaks can waste hundreds to thousands of gallons of water a month.
- Let your dishwasher do the work. An average dishwasher uses about 10 gallons per load. Running the average faucet for just four minutes can use the same amount of water. Save even more water by installing an Energy Star-approved dishwasher.
- Select an Energy Star approved washer the next time you purchase a new one. They use 15-20 less gallons of water per load, and you will see savings on your energy costs too.
- Maximize your landscape irrigation. Water use can double or triple during the summer months due to outdoor watering. Adjusting the amount of water, along with regular maintenance of your irrigation system, can reduce your outdoor water use by about 30%.



The Regional Water Providers Consortium provides leadership in the planning, management, stewardship, and resiliency of drinking water in the Portland, OR metropolitan region. Get more information and resources at www.regionalh2o.org.

© 2019 RWP. ALL RIGHTS RESERVED.

© 2020 RWP. ALL RIGHTS RESERVED.

SIMPLE TIPS TO SAVE YOU WATER AND MONEY



"If all U.S. households installed water-saving features, water use would decrease by 30 percent, saving an estimated 5.4 billion gallons per day."
— American Water Works Association

WHY WATER CONSERVATION?

We think of the Pacific Northwest as a place of abundant rainfall (about 37 inches per year) and plentiful water.

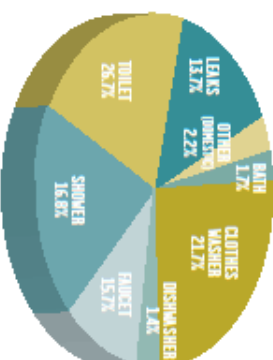
And it is – for now. But as our water demands continue to grow, long-term water supply issues, and the factors that impact them, will become more important to us all.

This guide identifies some simple and cost effective changes that you can make to reduce your household's water consumption, while at the same time, save you money, time, and energy.



Average American household water use:

SOURCE: American Water Works Association



SAVING WATER IS AS EASY AS 123

1. Install high efficiency faucet aerators and save up to 40% of the water used by faucets.
2. Install high efficiency showerheads and save up to 40% of the water used by showers.
3. Replace older toilets with high efficiency models and save up to 63% of the water used by toilets. WaterSense labeled (think EnergyStar, only for water) high efficiency toilets must meet rigorous performance criteria and are third-party certified. www.epa.gov/watersense.



Water Conservation

It's that time of year when the sun comes out and temperatures rise. With that comes increased water use. Water is unfortunately not limitless. The City of Scappoose is asking for your help to conserve water this summer.

You can help by taking a few easy steps:

- Limit car washing
- Wash only full loads of dishes or laundry
- Avoid over watering of gardens and lawns
- Set sprinklers to not spray on concrete or asphalt
- Water during the morning or evening
- Reduce shower time
- Inspect your home for pipe, faucet, and toilet leaks
- Consider installing high-efficiency faucets



SCAPPOOSE
Oregon



Did You Know?

- A 10-minute shower uses 15 - 20 gallons of water
- One drip per second wastes 3,000 gallons of water annually
- Dishwashers use a fraction of the water than hand washing
- On average, 30% of household water is flushed down the toilet
- Visit www.epa.gov/watersense for more about saving water

Planning Commissioner Vacancies

The City of Scappoose is seeking two interested citizens who reside within the City Limits of the City of Scappoose or reside within the Urban Growth Boundary of the City to serve on the Planning Commission: one as an alternate member and one as a full member of the Planning Commission.

Please visit <https://www.scappoose.gov/planning/page/zoning-maps> to confirm the City limits and or UGB.

Any interested candidate should contact Susan M. Reeves, City Recorder, at (503) 543-7146, ext. 224 or stop by City Hall at 33568 East Columbia Avenue and pick up a Citizen Interest Form. The form is also available online at <http://www.scappoose.gov>.

Please return your completed Citizen Interest form to Susan Reeves ~ you can bring it into City Hall, mail it, or fax it to (503) 543-7182. Applications will be accepted until positions are filled. Thank you!

Summer Reading

Open to
all ages!

at the
**Scappoose
Public Library!**

No library card needed!

Level up at your library all summer long.
Earn prizes, get a free book, and attend
fun events!



**June 14th -
August 16th**

www.scappooselibrary.org



TOOLS & TIPS

CCB'S HOMEOWNER NEWSLETTER

June 2025



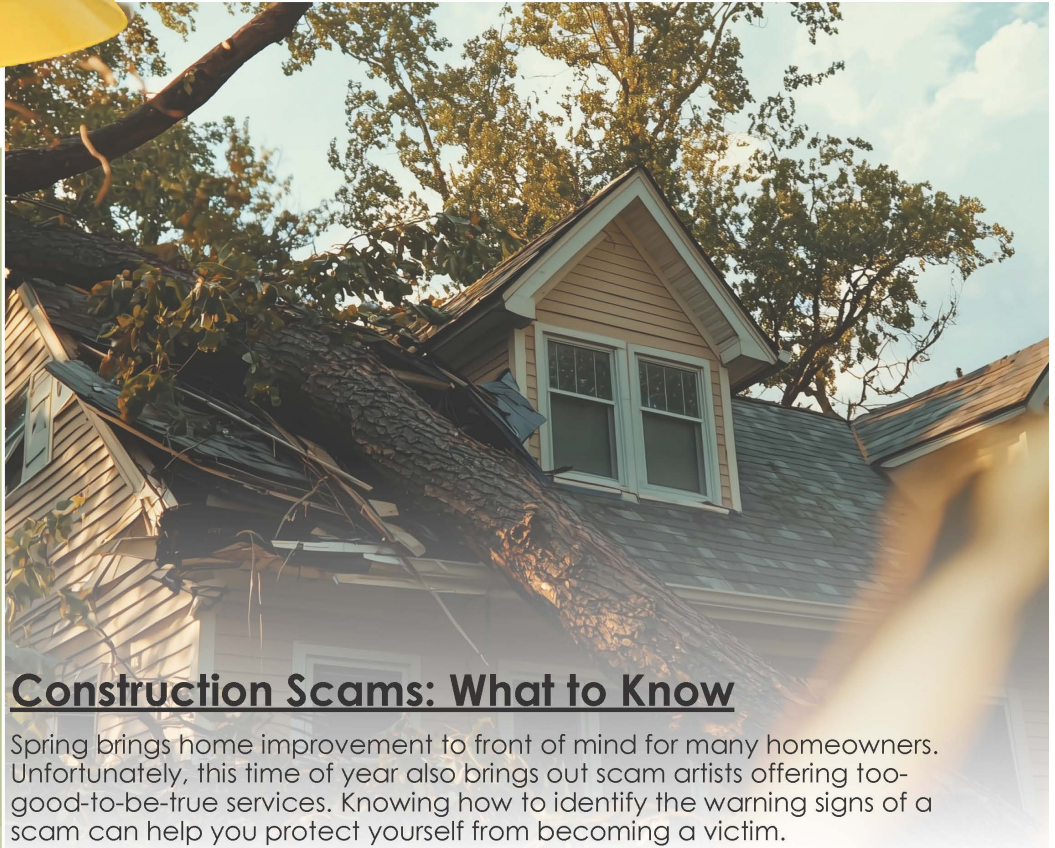
Oregon Construction
Contractors Board

PO Box 14140
Salem, OR
97309-5052

Phone 503-378-4621
Fax 503-373-2115

www.oregon.gov/ccb

Sign up for our newsletter



Construction Scams: What to Know

Spring brings home improvement to front of mind for many homeowners. Unfortunately, this time of year also brings out scam artists offering too-good-to-be-true services. Knowing how to identify the warning signs of a scam can help you protect yourself from becoming a victim.

Red Flags It's a Scam

Scam artists use many of the same tricks to convince homeowners to give them money. These patterns emerge again and again in scams ranging from pavement scams to disaster scams. Below are some of the red flags to watch for.

- You feel pressured to act now. A good contractor will always give you space and time to make the right decision for your project. Scam artists might make a "limited time only" offer, forcing you to rush the decision without considering your options or vetting other contractors.
- The offer is too good to be true. Be wary of anyone who promises what other contractors say is impossible. If the offer sounds too good to be true, it probably is.
- The price is dramatically lower than other prices you've been quoted. If a contractor is offering to do a job for a fraction of the cost that other contractors say they must charge, ask yourself: Why? How?
- Out-of-state plates on the contractor's vehicle. Traveling scam artists evade law enforcement by going from place to place, finding

victims, and leaving before they can get caught. Remember, out-of-state contractors can come to Oregon to do work, but they must have an Oregon contractor's license.

- No CCB number or reluctant to give you the CCB number. Don't hire anyone who doesn't have an active license. If the contractor says they have a CCB number but don't want to give it to you, this is a red flag. A CCB contractor should be willing and able to give you their number so you can check it on the CCB's website.
- Workers demand all or most of the money up front. It's normal for contractors to charge some money up front. The downpayment is used to buy materials and get the job started. However, if the contractor wants to charge all of the money up front, this could be a sign of a scam.
- Scammer comes to you and offers a free inspection. Scam artists often go door to door and offer "free inspections." Once they gain access to your house, they find damage you didn't know you had and tell you that it's urgent.

Who's At Risk?

Anyone can be the victim of a scam, but the most vulnerable people in our communities tend to be the elderly, new homeowners, and recent disaster victims. Stay educated and informed. Watch for the warning signs of a scam any time you're considering taking on a home improvement.



How to Protect Yourself and Your Community

Check the CCB license: Use the CCB's online search feature to look up your contractor's CCB license before hiring them to do the work. Use the search feature to ensure that the contractor has an active license, and look up to 10 years of history on the contractor's license.

Follow best practices when hiring contractors: Vet at least three contractors before hiring one for a major home improvement. Ask many questions during your meetings with contractors. Check references.

Report unlicensed contractors to the CCB: Unlicensed contractors undercut legitimate licensed contractors, making it harder for licensed contractors to operate within the law. Unlicensed contractors also put consumers at risk because they're operating outside the boundaries of the law. People who hire unlicensed contractors don't have access to the same consumer protections as people who hire licensed contractors. By reporting unlicensed contractor activity, you can help protect neighbors and people in your community who might become victims of unlicensed contractor scams. You can report unlicensed contractor activity – anonymously or not - through the CCB's website: https://search.ccb.state.or.us/online_complaint_enf/

Get a contract: A contract is required for jobs over \$2,000, but we recommend getting a contract even when the job will cost less than \$2,000. Getting a contract helps keep you and the contractor on the same page.



KEY CONTACTS

Licensing questions:

503-378-4621

Report unlicensed activity:

503-934-2229

Dispute resolution

(mediation) questions:

503-934-2247

Education questions:

503-934-2227

STAFF

Administrator

Chris Huntington

HR Manager

Heather Parker

Licensing Manager

Dana Zeimantz

Enforcement Manager

Vena Swanson

Communications/Education Manager

Leslie Culpepper

BOARD MEMBERS

Dylan Bochsler, C, Stayton

Eric Olsen, VC, Monmouth

Abel Carbajal, Independence

Brent Landels, Bend

Deb Flagan, Bend

Rosa Martinez, Eagle Creek

Sean VanGordon, Springfield

Van White, Public Member

Talk to friends, neighbors, and family members about scam awareness: Scams affect everyone. Talking to people you know about scams can help increase scam awareness. It's especially important to talk to people who live alone and the elderly, because they are at higher risk of becoming victims. If someone you know is thinking about taking on a home improvement project, offer to be a sounding board. Often, people can make better home improvement decisions when they're able to talk through their concerns and questions with someone else.

Common Scams

Many scams follow patterns, which can make them easier to identify. Below are some common scenarios that homeowners experience when they're experiencing these scams.

Paving scams. The unlicensed contractor comes to your door and offers to repave your driveway for an unusually low price. They may explain they just finished a job down the street and have leftover material. They'd like to offload the material before they move on. They may be driving nice trucks and have out-of-state license plates. You agree on a price, and they get started right away. Soon, they try to raise their price - maybe dramatically more than the original amount. They're intimidating. They cash the checks as soon as they leave your property. The work they did, if they finished at all, washes away with the next rain.

Disaster scams. Following a disaster, unlicensed contractors start leaving flyers and business cards on doors of disaster victims. They're available starting right away. They have no contractor's license. They charge a high up-front amount, or maybe the whole cost of the job. They're offering to do what other contractors have said can't be done, or what other contractors can't get to for months.

Roofing scams. The scam artist comes to your door and tells you that something looks wrong with your roof. They may tell you that they installed your roof years ago and they'd like to check on the work. Either way, they offer you a free inspection. The free inspection reveals "problems" that are hard for you to spot. The scam artist offers to repair your roof for a high price. They say the problem is urgent and make you feel afraid to say no.

Know Your Resources

Knowing your resources can help you through your home improvement process.

CCB License Lookup Feature

CCB Publications

- [Fight Construction Fraud & Scams](#)
- [Disaster Scams Prevention Booklet](#) – [English](#) | [Spanish](#)
- [Building and Remodeling Checklist](#)

Report scams and fraud to the [Oregon DOJ Consumer Hotline](#)

Contact your local Scappoose Building Department if you have any questions; 503-543-7184 or via email; scappoosebuildingdept@scappoose.gov



SCAPPOOSE SENIOR CENTER OFFERING LUNCHES

The Scappoose Senior Center is now offering lunches three times a week! Everyone is welcome!

Join us for a tasty lunch at the Salt and Pepper Café!

Mondays, Wednesdays and Fridays from 11:30 until 1:00

\$7.00 for members

\$8.00 for nonmembers



QUILTS ON THE FENCE SALE

July 17th, 18th & 19th

Scappoose Middle School Turn Around

10:00AM-4:00PM

Come see all the hard work our Quilters do!

Coffee and Canvas Paint Class June 19th, 2025 at 2:00PM
\$20.00 Per Person.



PLANNING A BIG EVENT?

WE HAVE A LARGE SPACE FOR RENT

Consider the Scappoose Senior Center – it may be just what you need.

For details or to view the facility, please call (503) 543-2047

Scappoose Farmers' Market
 Located at Columbia Avenue & SE 2nd Street (by City Hall)
www.scappoosefarmermarket.com
 503-730-7429

SPONSORED BY SCAPPOOSE COMMUNITY CLUB

23RD ANNUAL

SCAPPOOSE FARMERS' MARKET

- NURSERY PLANTS
- HERBS
- FLOWERS
- FOOD
- HANDMADE PRODUCTS BY LOCAL CRAFTSMEN

SATURDAYS
MAY 3 THRU SEPTEMBER 27
9AM - 2PM

FRESH FRUIT • VEGETABLES
HOMEMADE GOODS
SCAPPOOSE, OREGON

INFORMATION: PHONE 503-730-7429 • WWW.SCAPPOOSEFARMERMARKET.COM

City Meetings Calendar

- City Council work session ~ July 21, 6:00pm
- City Council Meetings ~ July 21, 7:00pm
- Economic Development Committee meeting ~ July 17, Noon
- Planning Commission meeting ~ July 10 & July 24, 7:00pm



Verify meetings, get virtual meeting details, and get more meeting information on our website: <https://www.scappoose.gov> or call City Hall at 503-543-7146. Thank you!