



## Inside This Issue

Annual Christmas Lighting Event November 30, 6pm	1
Scappoose Police Doughnut Day Information	1
Scappoose Public Library Information	2
Scappoose Share and Care Information	2
Scappoose Historical Society Information	3
Tips to prevent or thaw frozen pipes	4
Fall Leaves & Storm Drains Information	5
F.O.G. Information	5
Scappoose School District Golden Ticket Information	6
Winter Road Operations Information	7
Christmas Parade Information December 6, 4:30pm	8
City Meeting Calendar	8

To report a streetlight issue please contact Scappoose City Hall at 503-543-7146  
Thank you!

CITY OF SCAPPOOSE  
33568 E. COLUMBIA AVE.  
SCAPPOOSE, OR 97056  
503-543-7146  
WWW.SCAPPOOSE.GOV

## ANNUAL CHRISTMAS LIGHTING

### SCAPPOOSE COMMUNITY CONNECTION

Partnering with Scappoose Community Club

Visit with Santa

November 30, 2025

Music by local performers

Heritage Park 6:00 PM

Christmas Vendors

Lights come on at 6:30

Free Refreshments Provided by

Grocery Outlet

Local Bakeries and

Generous Donators



In conjunction with the opening of Whovillie

SAVE THE DATE AND START SAVING YOUR  
CANNED AND NON-PERISHABLE FOOD ITEMS!!

## DOUGHNUT DAY

IS RIGHT AROUND THE CORNER!

SATURDAY DECEMBER 13, 2025, 8am-12pm

AT THE SCAPPOOSE MIDDLE SCHOOL!!





Scappoose Public Library

# GRINCH Movie

Join us for the cozy, classic movie and hot chocolate before you visit "Whoville" at the Watts House.



**Library Meeting Room**  
**Friday, December 12th**  
**Session 1: 4:30 PM**  
**Session 2: 5:15 PM**

"Whoville" is open from 5- 8 pm on Friday, Dec. 12th



## Scappoose Share and Care



If you are in need this holiday season, the Scappoose Share and Care application is now open. The application period will close on Tuesday, December 9th at noon. Getting your applications in as early as possible is appreciated. If you are filling out a paper application, please print clearly. Return the application to the safe drop-box at the station or to administration personnel during business hours.

All donations are due by 3:00 pm on Thursday, December 11th. Please drop off donations at the Scappoose station, located at 52751 Columbia River Highway, Scappoose, OR.

To make donating gifts easier, this year, Share and Care has three (3) gift registries: Target, Walmart, and Amazon. Visit our website for direct links to the registry, or search "Share and Care" on the registry site.

For those receiving gifts and/or food, distribution day will be on Sunday, December 21<sup>st</sup>, at the Scappoose High School from 11:00 am to 2:00 pm. Please ensure there is enough space in your vehicle for the gifts and food.

### Donation guidelines:

- All donations must be new with tags. Used toys and/or clothing will not be accepted.
- If you are donating from a tag off a giving tree, please attach the tag to the donation.
- Please *do not* wrap your donations (a gift bag is okay).

Office hours: Monday-Thursday 8:30 am – 4:30 pm

Office phone number: 503-543-5026

Website: [www.srfd.us/share-care](http://www.srfd.us/share-care)

Scappoose Share and Care is made possible because of the hard work of Kiwanis and the Scappoose Volunteer Firefighters Association.





SPONSORED BY THE SCAPPOOSE HISTORICAL SOCIETY

REGISTER NOW!

REGISTRATION  
ENDS 11/20



# HOLIDAY LIGHT FIGHT!

12/1 12/15

USE THE QR CODE ABOVE  
OR REGISTER WITH PAPER @ SCAPPOOSE CITY HALL

SPONSORED BY THE SCAPPOOSE HISTORICAL SOCIETY

## Welcome to Whoville!

NOVEMBER 30TH → JANUARY 4TH

Grand Opening, Nov 30th, 5-8pm

TOURS

Fri, Sat, Sun 5-8pm Weds 3-7pm  
52432 SE 1st St, Scappoose, OR 97056

SAMUEL S.  
JOHNSON  
FOUNDATION



BAUER  
SQUARE



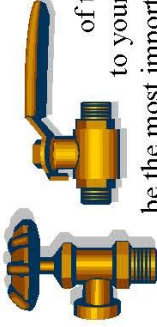
## TIPS TO PREVENT OR THAW FROZEN PIPES

from your **Scappoose Building Department** to help minimize the damage,



### LOCATE YOUR SHUTOFF VALVE:

Knowing the exact location of the shutoff valve to your water supply may be the most important precaution that you can take. If a pipe bursts somewhere in your home or business – either in the kitchen, bath, basement, or crawl space – this valve turns off the flow of water. It is usually located outside near the point where the water line enters your home/business. In some homes the shutoff valve may be in the basement, garage, or in the crawl space under the home. **Note:** Older homes might not have a shut-off valve. Another option in the case of an emergency is to turn off the water at the meter gate-valve which will be located on your side of the water meter. If you are on City Water, the meter is usually in a ground level box near your property line abutting the street curb in front of your home/business. **The CITY OF SCAPPOOSE will respond to your emergency water shut off situations.**



Use extreme caution with the water meter, as any damage to the valves in the meter box will be at the homeowner's expense for repairs.

**METER PROTECTION:** Check the meter box to ensure the cover is not broken, missing or out of place. Such conditions will allow cold air to enter. Report broken or missing covers to the City of Scappoose Public Works.

### HOT WATER HEATER

**PRECAUTION:** If you have an emergency and need to turn off the water supply to your home or building, be sure to turn off the electric breaker to your hot water heater. This precaution applies only to hot water heaters that operate on electricity, to prevent damage to your hot water unit.



**ELIMINATE DRAFTS:** Keep basement, garage doors and windows tightly closed in the winter. Close crawl space vents & doors. Seal cracks in the walls of the basement or crawl space. **AND OPEN CABINET DOORS BELOW SINKS:** to allow warm air to reach the water pipes.



**LEAVE A FAUCET RUNNING:** When temperatures are predicted to stay below freezing, leave a very thin stream of water running continuously from at least one tap in your home or business.

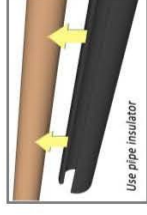


**OUTSIDE FAUCET PROTECTION:** Disconnect and drain outdoor hoses. Detaching the hose allows water to drain from the pipe. Otherwise, freezing temperatures can cause the faucet or pipe to burst. Inexpensive faucet covers provide insulation; can be found at local hardware stores or contact your plumber for information on frost proof faucets, which may be the answer for outside wall outlets that tend to freeze easily. If you have a sprinkler system, follow the manufacturer's instructions for winter preparedness.



**Have your plumber's phone number handy just in case.**

**INSULATION:** Insulate pipes or faucets in unheated areas. If you have pipes in an unheated garage or crawl space under the house or building, wrap the water pipes before winter. Hardware/building supply stores will have pipe insulation materials available.



Use pipe insulator

### BE SAFE & USE A HAIRDRYER:

Never thaw a frozen pipe with an open flame. Instead, use a hair dryer, heat tape or a light bulb to slowly warm it.



### DRAIN PIPES BEFORE VACATIONS:

When leaving your home/business for extended periods consider draining the lines or leaving the heat set no lower than 55° F. Also beware of sagging water lines which may not allow water to completely drain.



### USE A LICENSED CONTRACTOR:

If you decide to hire a contractor, ensure they are licensed and bonded for your protection. Check licenses on-line;

<https://search.ccb.state.or.us>

Additional info can be found on our website:

<https://www.scappoose.gov/building>

### KEEP IMPORTANT #'S WITH YOU:

If broken pipes damage your home or business, have your insurance company's phone number as well as emergency contacts & contractors.

**These suggestions are provided to you by the SCAPPOOSE BUILDING DEPARTMENT**

(503) 543-7184

**After hours call dispatch: (503) 397-1521.**

[www.scappoose.gov](http://www.scappoose.gov)



For additional winter storm preparedness visit;

[www.redcross.org/get-help](http://www.redcross.org/get-help)



Enappala 11/2025



# Fall Leaves & Storm Drains

## WHAT IS A STORM DRAIN?

Storm Drains are typically covered by grates with slats located near the edge of a street, see images below. These drains collect rain/storm water to help prevent localized flooding in the area. The stormwater pipes typically leads to the nearest stream or lake. Not all city streets have a storm drain. Some older parts of town have wet-wells or collection basins which just hold additional stormwater until the ground can absorb it, in heavy rain events these typically reach capacity quickly.

## YOU CAN HELP PREVENT LOCALIZED FLOODING ON YOUR STREET

- DON'T BLOW OR RAKE LEAVES ONTO THE ROADWAY  
Blowing or raking your leaves onto the street is not permitted. The street sweeper is not able to sweep large piles of leaves as it causes equipment failures & your section of street could be skipped if large piles are in the street/roadway. Leaves on the street could also flow to a nearby storm drain and clog the drain.
- RAKE LEAVES AWAY OR OFF STORM DRAINS  
Keeping the storm drains or catch basins free of excess debris ensures they work properly to prevent localized flooding in the area. City & County crews work to keep all the storm drains clear, but with thousands of drains within Columbia County, a little help could go a long way and could help reduce property damage caused by localized flooding.

## WHAT SHOULD I DO?

- Check storm drain grates frequently to make sure they are free of leaves & debris.
  - Do not remove grates from the drain opening – this does not unclog the system & creates a hazard.
  - Rake leaves & yard debris away from storm drains near your home or business.
  - Help keep leaves & yard debris off the street.
- If you noticed severe flooding on your street; call the city at 503-543-7146.

## TIPS FOR PROPER LEAF DISPOSAL:

- Dispose leaves in a compost bin
- Mulch leaves w/ lawnmower to spread on your garden or flowerbeds for winter nutrients
- Order a Waste Management yard-waste container 1-800-808-5901 <https://www.wrmnorthwest.com/columbiacounty>
- Take your leaves to the following locations:
  - ❖ **Columbia County Transfer Station** 503-366-2613 (call for rates. An average truckload = 2-3 yards)
  - ❖ **Scappoose Community and Senior Center** @ 33342 SW Meadow Dr. (off SW 4th); will take leaves for **FREE** as compost on their community garden; **leaves only**. --NO grass clippings-- NO garbage-- NO tree trimmings or branches.

FOR MORE INFO ABOUT THE CITY'S STORMWATER VISIT;  
[www.scappoose.gov/cityhall/page/master-plans](http://www.scappoose.gov/cityhall/page/master-plans)



[www.scappoose.gov](http://www.scappoose.gov)



Elappala nr. 8/24

## F.O.G. Clogs Pipes

Follow these simple steps to help prevent sewer backups:



1. Pour cooled fats, oils and grease into a covered, disposable container and throw it into your garbage. Never pour fats, oils or grease down sink drains or toilets. **COOL IT, CAN IT & TRASH IT.**
2. Soak up remaining fats, oils and grease with an absorbent material such as paper towels and dispose into your garbage.
3. Before you wash dishes, scrape food scraps, fats, oils and grease into your garbage.
4. Use sink strainers to catch any remaining food waste while washing dishes.



City of Scappoose  
F.O.G. Program  
503 543 7183

© 2015 Scappoose, Oregon. All rights reserved.  
Original illustrations developed in cooperation with the City of Scappoose.

**FIGHT F.O.G.**  
**Keep Fats, Oils & Grease Out of Your Drain!**



# 60 & UP? YOU'RE IN!

*Free Tickets. All  
Year. All Scappoose.*



## **Be Safe This Winter!**

### **City of Scappoose Winter Road Operations**

Flooding, wind, freezing rain and snow are weather conditions that create dangerous driving conditions and concern about access to work, school, and business. The City of Scappoose, in partnership with Columbia County and ODOT share these concerns and work together to help resolve transportation issues when bad weather arrives.

**The following information is aimed at assisting you when such events occur.**

#### **Who to call?**

To request help or report a road hazard:

? Life-threatening - emergency response – 911

? Hazardous road conditions – non – emergency response – 503-397-1521

? State Highways/Highway 30 – Oregon Department of Transportation (ODOT) – 503-986-4000

? City Maintained/Owned streets – 503-543-7146

? All other roads - Columbia County – 503-397-5090

Weather forecasts issued by the National Weather Service or other reporting agencies are considered to determine an appropriate response to a storm or other emergency event. If an event develops during regular working hours (Monday through Friday, 7a.m. to 3:30 p.m.), the Utility Supervisor will dispatch personnel and equipment as needed, under the direction of the Public Works Director or Chief of Police. During extended events, Street Operations may operate on a 24-hour basis.

#### **Flooding**

High water warning signs are posted when water covers part of a traffic lane, but the hazard can be avoided without creating a danger to traffic. **Road Closure** barricades are set up when traffic lanes in one direction are covered with water or when water is flowing across the roadway creating dangerous driving conditions.

#### **Ice and Snow**

In the past when icy conditions are forecasted, the Oregon Dept. of Transportation has applied **anti-icing** materials to Highway 30. City crews will apply sanding rock to intersections along Highway 30 as needed.


When ice and snow cause streets to become slippery, the streets may be **sanded** to improve traction. A clean, finely graded crushed aggregate, or anti-skid material, is mechanically spread at intersections, curves, on hills and other problem areas, at the discretion of a Supervisor. Sanding does not melt ice or snow.

**Snow plows** are not dispatched until after snowfall has stopped or until a minimum of 4 inches of snow has accumulated. Snow plows are usually kept off of priority routes during peak hours to avoid congestion and visibility problems.

**Road closure** barricades are set up when street conditions are extremely hazardous.

**It's important to note that some homes located at higher elevations with steep roadways, may not be accessible during major snow or ice events. The City wants to make sure residents living in these areas realize that city crews may not be able to service their streets during hazardous conditions.**





Please join Santa and his team of elves as we twist our way through the community spreading holiday cheer and the Spirit of Christmas!

We will be picking up curbside donations for the **Columbia Pacific Food Bank** canned meat, cereal, canned veggies, canned fruit, and peanut butter all donations accepted

For more information: 971-757-0271

## SCAPPOOSE PARADE ROUTE



# December 6, 2025 4:30pm

### City Meetings Calendar

- City Council work session ~ December 1 & 15, 6:00pm
- City Council Meetings ~ December 1 & 15, 7:00pm
- Economic Development Committee meeting ~ December 18, Noon
- Planning Commission meeting ~ December 11, 7:00pm

The City of Scappoose  
would like to wish  
everyone  
Happy Holidays!



Verify meetings, get virtual meeting details, and get more meeting information on our website:  
<https://www.scappoose.gov> or call City Hall at 503-543-7146. Thank you!