



Inside This Issue

Happy New Year!	1
Former Councilor Marisa Jacobs presented plaque	1
Veterans Day Ceremony and Wind Phone Dedication at Scappoose Veterans Park	2
Information from Scappoose School District	3
Tips to prevent or thaw frozen pipes	4
Fall Leaves & Storm Drains Information	5
F.O.G. Information	5
Winter Road Operations Information	6
Scappoose Historical Society Information	6
Scappoose Community Connection Information	7
Scappoose Public Library Information	8
City Meeting Calendar	8

**To report a
streetlight issue
please contact
Scappoose City Hall
at 503-543-7146
Thank you!**

CITY OF SCAPPOOSE
33568 E. COLUMBIA AVE.
SCAPPOOSE, OR 97056
503-543-7146
WWW.SCAPPOOSE.GOV

Happy New Year!

Scappoose City Council and staff would like to wish everyone a happy, healthy, and prosperous new year!

Pictured below from left to right:
Councilor Riutta; Councilor Marquis; Councilor Santiago; Mayor Backus;
Council President Miller; Councilor Holmes;
Student Representative Ferreira; and Councilor Haugen



At the November 17, 2025
City Council meeting
Mayor Backus presented
Marisa Jacobs with a plaque.
In special recognition of
Marisa Jacobs Scappoose
City Council for your
outstanding service,
dedication and commitment
to the Citizens of Scappoose
October 2023 ~ September 2025

Thank you, Marisa!

Veterans Day Ceremony and Wind Phone Dedication at Scappoose Veterans Park

What is a Wind Phone?

- **Disconnected Rotary Phone and a Seat....**
 - It's a designated space for expressing grief; a symbolic place of healing.
- **Originated in Japan - Itaru Sasaki**
 - A personal connection to his cousin who died of cancer
 - Became a staple for his local community following the tragic 2011 tsunami
- **Wind Phone website - Amy Dawson**
 - After the loss of her daughter, Emily, just two weeks into the COVID-19 lockdown, Amy began searching to understand her grief.
 - "...grieving is a form of learning; it's teaching us to be in the world without someone we love." -Berly McCoy
 - Inspired by Sasaki's story; Amy discovered other wind phones in the US and began documenting their locations.
 - There are currently 424 known wind phones globally as of 5/12/25 (up from 376 as of 5/16/25)
 - Register, blog, share, dedicate....
 - <https://www.mywindphone.com/>
- **KGW 8 Story 10/6/24**



Information from Scappoose School District

Scappoose School District is proud to recognize Vanessa Lao as our Rotary Student of the Month for November. Vanessa is an exceptional student leader whose initiative, creativity, and dedication have made a lasting impact on our school community. A natural innovator, Vanessa founded both the Cinema Club and Culture Club, expanding opportunities for students to connect and explore new interests. She currently serves as President of FBLA (Future Business Leaders of America), where she earned the title of State Champion and qualified for the National competition. Vanessa has been involved in student leadership all four years of high school and is a valued member of the Senior Class Cabinet. In addition, she is an active member of the National Honor Society and manages social media for the Theatre Club.



Beyond school activities, Vanessa also contributes to the broader district community as a student representative on the Community Bond Advisory Committee, demonstrating her commitment to student voice and civic engagement. Balancing her many roles, Vanessa maintains an impressive 4.13 GPA while taking several college-level courses, including Writing 121, Statistics 243, and Economics 202.

Her FBLA advisor, Mr. Poster, shares: "Vanessa is one of the hardest workers I have ever encountered, and she does it all with a smile on her face. She is never in a bad mood and always does an awesome job."

Looking ahead, Vanessa plans to major in Business with a focus on Marketing and Communications. She has applied to NYU, Northwestern University, and Temple University, though she remains undecided on where she will attend. Vanessa's leadership, positivity, and dedication exemplify the qualities that Rotary celebrates. We are proud to honor her as our Rotary Student of the Month.

**January is School Board
Appreciation Month**

Thank You!

SSD SCHOOL BOARD

Phil Lager
Board Chair



Gwynn Klobes
Vice Chair



Patrick Kessi



**Christine
Sprenger**



Alex Tardif



**Christine
Schillereff**



**Summer
Stutsman-Hoag**



STAY CONNECTED!

SSD Weekly Newsletter



THANK YOU FOR YOUR CONTRIBUTIONS TO OUR SCHOOLS AND COMMUNITY!



Scappoose School District



@Scappoose_Schools



ScappooseK12.org



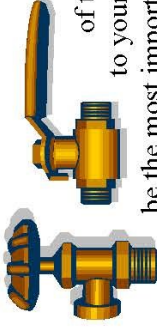
TIPS TO PREVENT OR THAW FROZEN PIPES

from your **Scappoose Building Department** to help minimize the damage,



LOCATE YOUR SHUTOFF VALVE:

Knowing the exact location of the shutoff valve to your water supply may be the most important precaution that you can take. If a pipe bursts somewhere in your home or business – either in the kitchen, bath, basement, or crawl space – this valve turns off the flow of water. It is usually located outside near the point where the water line enters your home/business. In some homes the shutoff valve may be in the basement, garage, or in the crawl space under the home. **Note:** Older homes might not have a shut-off valve. Another option in the case of an emergency is to turn off the water at the meter gate-valve which will be located on your side of the water meter. If you are on City Water, the meter is usually in a ground level box near your property line abutting the street curb in front of your home/business. **The CITY OF SCAPPOOSE will respond to your emergency water shut off situations.**



Use extreme caution with the water meter, as any damage to the valves in the meter box will be at the homeowner's expense for repairs.

METER PROTECTION: Check the meter box to ensure the cover is not broken, missing or out of place. Such conditions will allow cold air to enter. Report broken or missing covers to the City of Scappoose Public Works.

HOT WATER HEATER

PRECAUTION: If you have an emergency and need to turn off the water supply to your home or building, be sure to turn off the electric breaker to your hot water heater. This precaution applies only to hot water heaters that operate on electricity, to prevent damage to your hot water unit.



ELIMINATE DRAFTS: Keep basement, garage doors and windows tightly closed in the winter. Close crawl space vents & doors. Seal cracks in the walls of the basement or crawl space. **AND OPEN CABINET DOORS BELOW SINKS:** to allow warm air to reach the water pipes.



LEAVE A FAUCET RUNNING: When temperatures are predicted to stay below freezing, leave a very thin stream of water running continuously from at least one tap in your home or business.

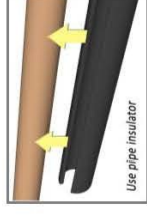


OUTSIDE FAUCET PROTECTION: Disconnect and drain outdoor hoses. Detaching the hose allows water to drain from the pipe. Otherwise, freezing temperatures can cause the faucet or pipe to burst. Inexpensive faucet covers provide insulation; can be found at local hardware stores or contact your plumber for information on frost proof faucets, which may be the answer for outside wall outlets that tend to freeze easily. If you have a sprinkler system, follow the manufacturer's instructions for winter preparedness.



Have your plumber's phone number handy just in case.

INSULATION: Insulate pipes or faucets in unheated areas. If you have pipes in an unheated garage or crawl space under the house or building, wrap the water pipes before winter. Hardware/building supply stores will have pipe insulation materials available.



BE SAFE & USE A HAIRDRYER:

Never thaw a frozen pipe with an open flame. Instead, use a hair dryer, heat tape or a light bulb to slowly warm it.



DRAIN PIPES BEFORE VACATIONS:

When leaving your home/business for extended periods consider draining the lines or leaving the heat set no lower than 55° F. Also beware of sagging water lines which may not allow water to completely drain.



USE A LICENSED CONTRACTOR:

If you decide to hire a contractor, ensure they are licensed and bonded for your protection. Check licenses on-line;

<https://search.ccb.state.or.us>

Additional info can be found on our website:

<https://www.scappoose.gov/building>

KEEP IMPORTANT #'S WITH YOU:

If broken pipes damage your home or business, have your insurance company's phone number as well as emergency contacts & contractors.

These suggestions are provided to you by the SCAPPOOSE BUILDING DEPARTMENT

(503) 543-7184

After hours call dispatch: (503) 397-1521.

www.scappoose.gov



For additional winter storm preparedness visit;

www.redcross.org/get-help



Enappala 11/2025

Fall Leaves & Storm Drains

WHAT IS A STORM DRAIN?

Storm Drains are typically covered by grates with slats located near the edge of a street. See images below. These drains collect rain/storm water to help prevent localized flooding in the area. The stormwater pipes typically leads to the nearest stream or lake. Not all city streets have a storm drain. Some older parts of town have wet-wells or collection basins which just hold additional stormwater until the ground can absorb it, in heavy rain events these typically reach capacity quickly.

YOU CAN HELP PREVENT LOCALIZED FLOODING ON YOUR STREET

- DON'T BLOW OR RAKE LEAVES ONTO THE ROADWAY
Blowing or raking your leaves onto the street is not permitted. The street sweeper is not able to sweep large piles of leaves as it causes equipment failures & your section of street could be skipped if large piles are in the street/roadway. Leaves on the street could also flow to a nearby storm drain and clog the drain.
- RAKE LEAVES AWAY OR OFF STORM DRAINS
Keeping the storm drains or catch basins free of excess debris ensures they work properly to prevent localized flooding in the area. City & County crews work to keep all the storm drains clear, but with thousands of drains within Columbia County, a little help could go a long way and could help reduce property damage caused by localized flooding.

WHAT SHOULD I DO?

- Check storm drain grates frequently to make sure they are free of leaves & debris.
- Do not remove grates from the drain opening – this does not unclog the system & creates a hazard.
- Rake leaves & yard debris away from storm drains near your home or business.
- Help keep leaves & yard debris off the street.
- If you noticed severe flooding on your street; call the city at 503-543-7146.

TIPS FOR PROPER LEAF DISPOSAL:

- Dispose leaves in a compost bin
- Mulch leaves w/ lawnmower to spread on your garden or flowerbeds for winter nutrients
- Order a Waste Management yard-waste container 1-800-808-5901 <https://www.wmnorthwest.com/columbiacounty>
- Take your leaves to the following locations:
 - ♦ **Columbia County Transfer Station** 503-366-2613 (call for rates. An average truckload = 2-3 yards)
 - ♦ **Scappoose Senior Center** @ 33342 SW Meadow Dr. (off SW 4th); will take leaves for **FREE** as compost on their community garden; **leaves only**. –NO grass clippings– NO garbage– NO tree trimmings or branches.

FOR MORE INFO ABOUT THE CITY'S STORMWATER VISIT:
www.scappoose.gov/cityhall/page/master-plans



 **SCAPPOOSE**
Oregon
WWW.SCAPPOOSE.GOV



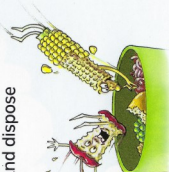
Scappoose n. 1/24

F.O.G. Clogs Pipes

Follow these simple steps to help prevent sewer backups:



1. Pour cooled fats, oils and grease into a covered, disposable container and throw it into your garbage. Never pour fats, oils or grease down sink drains or toilets. **COOL IT, CAN IT & TRASH IT.**
2. Soak up remaining fats, oils and grease with an absorbent material such as paper towels and dispose into your garbage.
3. Before you wash dishes, scrape food scraps, fats, oils and grease into your garbage.
4. Use sink strainers to catch any remaining food waste while washing dishes.




 **SCAPPOOSE**
Oregon

City of Scappoose
F.O.G. Program
503 543 7183

© 2015 Scappoose, Oregon. All Rights Reserved.
Original illustrations developed in cooperation with the City of Scappoose.

FIGHT
F.O.G.
Keep Fats, Oils & Grease
Out of Your Drain!



 **SCAPPOOSE**
Oregon

Be Safe This Winter!

City of Scappoose Winter Road Operations

Flooding, wind, freezing rain and snow are weather conditions that create dangerous driving conditions and concern about access to work, school, and business. The City of Scappoose, in partnership with Columbia County and ODOT share these concerns and work together to help resolve transportation issues when bad weather arrives.

The following information is aimed at assisting you when such events occur.

Who to call?

To request help or report a road hazard:

- Life-threatening - emergency response – 911
- Hazardous road conditions – non – emergency response – 503-397-1521
- State Highways/Highway 30 – Oregon Department of Transportation (ODOT) – 503-986-4000
- City Maintained/Owned streets – 503-543-7146
- All other roads - Columbia County – 503-397-5090

Weather forecasts issued by the National Weather Service or other reporting agencies are considered to determine an appropriate response to a storm or other emergency event. If an event develops during regular working hours (Monday through Friday, 7a.m. to 3:30 p.m.), the Utility Supervisor will dispatch personnel and equipment as needed, under the direction of the Public Works Director or Chief of Police. During extended events, Street Operations may operate on a 24-hour basis.

Flooding

High water warning signs are posted when water covers part of a traffic lane, but the hazard can be avoided without creating a danger to traffic. **Road Closure** barricades are set up when traffic lanes in one direction are covered with water or when water is flowing across the roadway creating dangerous driving conditions.

Ice and Snow

In the past when icy conditions are forecasted, the Oregon Dept. of Transportation has applied **anti-icing** materials to Highway 30. City crews will apply sanding rock to intersections along Highway 30 as needed.

When ice and snow cause streets to become slippery, the streets may be **sanded** to improve traction. A clean, finely graded crushed aggregate, or anti-skid material, is mechanically spread at intersections, curves, on hills and other problem areas, at the discretion of a Supervisor. Sanding does not melt ice or snow.

Snow plows are not dispatched until after snowfall has stopped or until a minimum of 4 inches of snow has accumulated. Snow plows are usually kept off of priority routes during peak hours to avoid congestion and visibility problems.

Road closure barricades are set up when street conditions are extremely hazardous.

It's important to note that some homes located at higher elevations with steep roadways, may not be accessible during major snow or ice events. The City wants to make sure residents living in these areas realize that city crews may not be able to service their streets during hazardous conditions.

The Scappoose Historical Society will be bringing to the community another History Connections Talk on January 29th @ 7pm at St. Wenceslaus Catholic Church located at 51555 Old Portland Road, Scappoose. Our speaker will be Andrew Demko a Social Studies teacher and History Club advisor at Rainier Jr./Sr. High School, where he has taught since 2008. His presentation will focus on the 1850s in Columbia County and surrounding areas, including the founding of Columbia County and the City of Rainier, as well as some of the people who lived in the county at that time. Toward the end of the presentation, a few student members of the Rainier History Club will participate, portraying individuals from 1853 and highlighting the club's award-winning Rainier Revisited program.



Scappoose Community Connection Annual Christmas Lighting Celebration

Togzthzr with thz Scappoose Community Club and thz City of Scappoose
wz arz dzlghtzd to havz brought you our Annual Christmas Lighting Czlzbration!

*We're incredibly grateful for the many community
partners and volunteers who work their magic all
year long.*

*This year, thanks to generous grants, we were able to
double our holiday lighting displays, making the
season sparkle brighter than ever. Community
donations continue to help us grow each year, and we
couldn't be more thankful.*



*We can't wait to watch our adorable Christmas tree grow right alongside your
family's holiday traditions. Let the season shine—golly, it's going to be merry and
bright!*



The Scappoose Community Club is looking for volunteers! Our organization is looking for dedicated individuals to join us in our mission to make a positive impact in our community. We would like to invite you to attend our meetings to see what we are all about. For more information, please reach out to Kathryn at asapsb@hotmail.com.



thank
you!

Our Library thrives
from the support
of this community.



YOU are the magic!

Thank you!



**FIND
YOUR NEXT
COMFORT
BOOK**

**AT THE
LIBRARY!**



**SCAPPOOSE
Public Library**

MONDAY	10AM-6PM
TUESDAY	10AM-8PM
WEDNESDAY	10AM-8PM
THURSDAY	10AM-8PM
FRIDAY	10AM-6PM
SATURDAY	10AM-3PM

CLOSED SUNDAYS

503-543-7123

52469 SE 2ND ST., SCAPPOOSE

City Meetings Calendar

- City Council work session ~ January 20, 6:00pm
- City Council Meetings ~ January 5 & 20, 7:00pm
- Economic Development Committee meeting ~ January 15, Noon
- Planning Commission meeting ~ January 22, 7:00pm



Verify meetings, get virtual meeting details, and get more meeting information on our website:
<https://www.scappoose.gov> or call City Hall at 503-543-7146. Thank you!