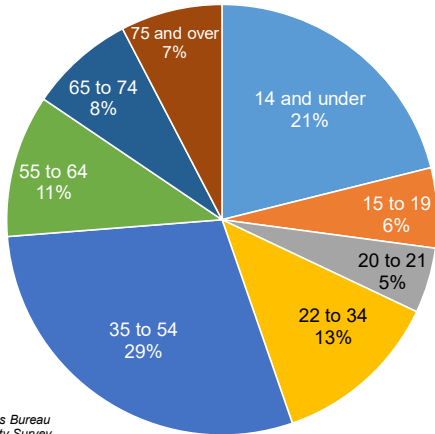


**Scappoose Residents by Age**



Source: U.S. Census Bureau  
 American Community Survey  
 2010 - 2014 estimates.

**Scappoose Economic Data**

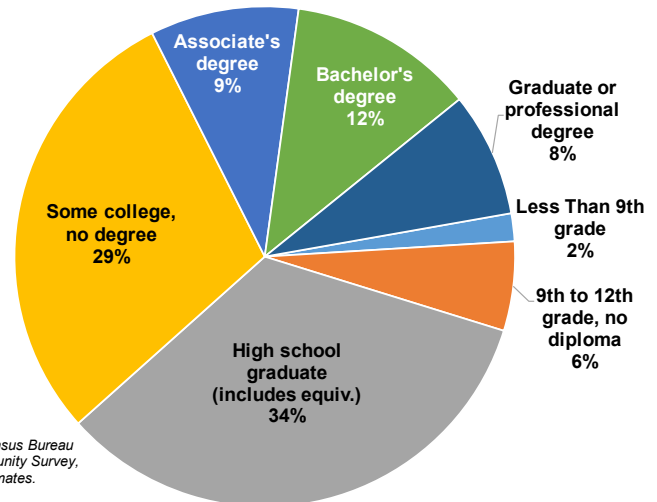
Population: 6,745  
 Civilian Labor Force: 3,321  
 Number of Employed: 2,989  
 Number of Unemployed: 242  
 Unemployment Rate: 7.5%

Source: Portland State University Population Research Center, July 1, 2015 certified estimates and Oregon Employment Department unofficial estimates.

**Education Levels of Scappoose Residents**

Scappoose has a greater proportion of residents aged 25 and over whose highest educational attainment is high school graduation (34%) while Oregon has 25 percent. The percentage of Scappoose residents who have completed a Bachelor's degree or higher education (20%) is less than the state's (30%) but higher than Columbia County (18%).

**Educational Attainment Level of Scappoose Residents Age 25 and Older**

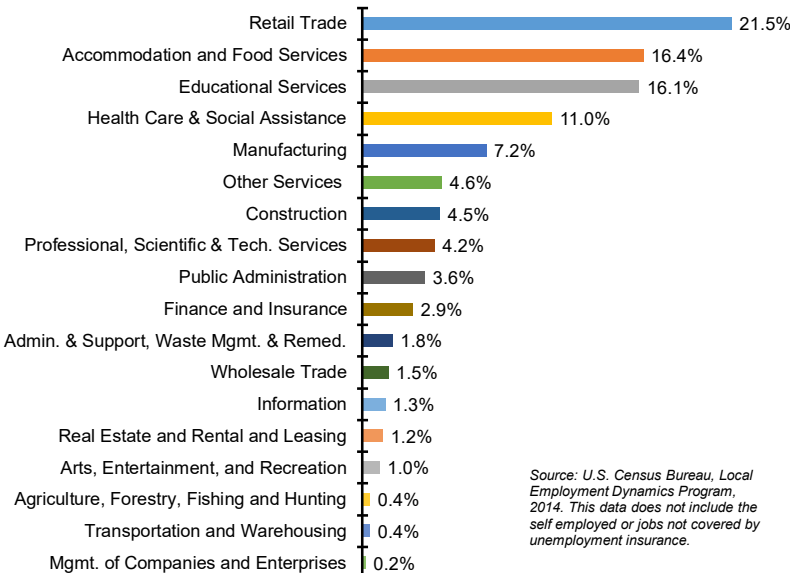


Source: U.S. Census Bureau  
 American Community Survey,  
 2010 - 2014 estimates.

**Jobs in the City of Scappoose**

According to 2014 Local Employment Dynamics Data from the U.S. Census Bureau, there were 1,595 jobs in the City of Scappoose.

**Scappoose Jobs by Industry**



Source: U.S. Census Bureau, Local Employment Dynamics Program, 2014. This data does not include the self employed or jobs not covered by unemployment insurance.

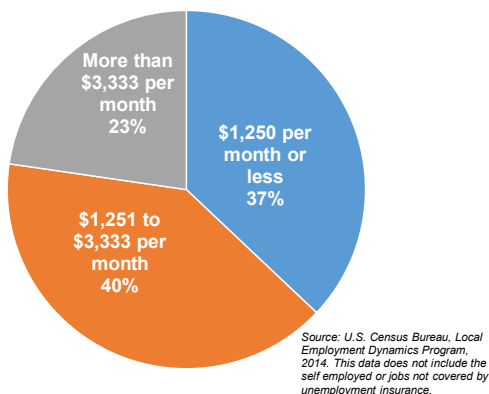
**Retail, Accommodation and Food Services, Educational Services Employ the Most**

The industries with the largest number of jobs within the City of Scappoose were retail trade with 21.5 percent of employment, accommodation and food services with 16.4 percent, educational services (16.1%), health care and social assistance (11%), and manufacturing (7.2%) according to 2014 estimates.

The largest portion of the Scappoose workforce came from within Columbia County (54.5%). Multnomah County residents made up about 10.3 percent of the area's workforce while some workers came from Washington County (10%), Clark County, WA (4.8%), Clackamas County, and other areas.

In 2014, the most common cities of residence for Scappoose workers were Scappoose, St. Helens, Portland, Hillsboro, Columbia City, Vancouver, WA, Warren, Beaverton, Salem, and Gresham.

### Scappoose Jobs by Earnings



### Earnings of Scappoose Jobs

The City of Scappoose had a higher percentage (40%) of middle income jobs paying from \$1,251 to \$3,333 per month than any other earnings category. Over one third of jobs paid \$1,250 per month or less, and nearly one quarter paid more than \$3,333 monthly in 2014.

### Most residents commute out of Scappoose for work

According to 2014 local employment dynamics data, Scappoose residents were employed at 3,155 jobs. Most jobs held by Scappoose residents (91.2%) were located outside the city. Many residents commuted to neighboring Multnomah (38.9%) and Washington (20.2%) counties. Only 18.8% of residents worked within Columbia County. Other residents commuted to Clackamas (7%) and Marion

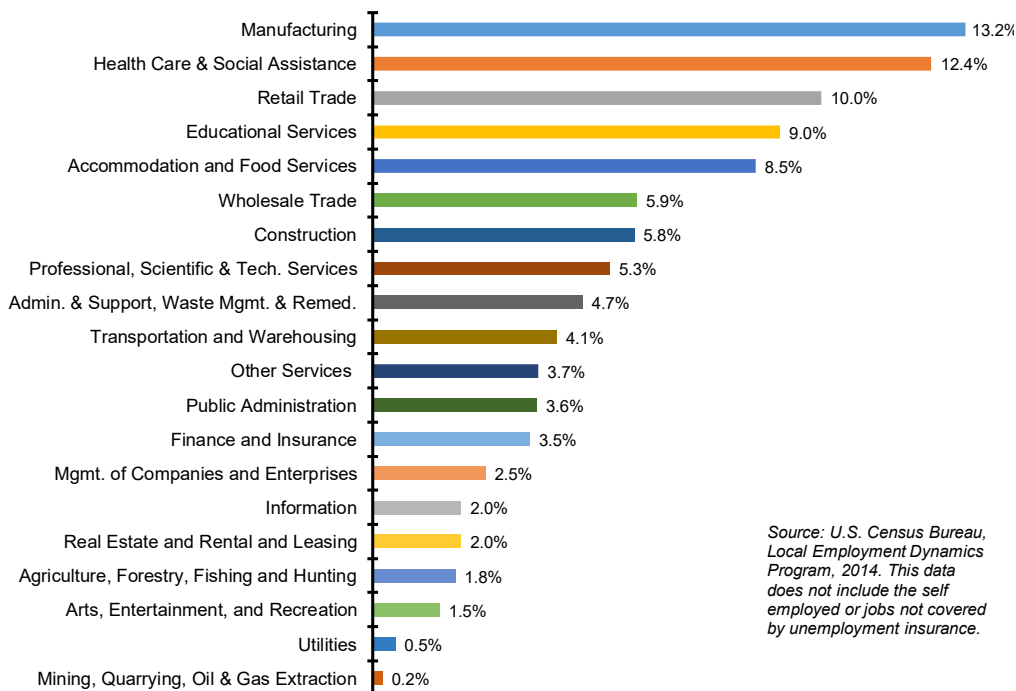
counties (3.9%), Clark County, WA (2.1%), Clatsop (1.2%), Linn (1.1%), Benton (.9%), and Yamhill counties as well as other areas.

### Earnings of Residents

Nearly half (48%) of Scappoose residents earned more than \$3,333 per month in 2014. About one in five (21%) earned \$1,250 per month or less, and nearly one-third (31%) earned \$1,251 to \$3,333 per month. The most common cities of employment for Scappoose residents in 2014 were Portland, Scappoose, Hillsboro, Saint Helens, Beaverton, Salem, Tigard, Gresham, Vancouver, WA and Tualatin.

Manufacturing was the most common industry of employment for residents employing 13.2 percent of the workforce. Health care and social assistance was second highest with 12.4 percent of employment and 10 percent of jobs held by Scappoose residents were in the retail trade industry. Educational services (9%) and accommodation and food services (8.5%) round out the top five industries of employment for Scappoose residents.

### Which Industries do Scappoose Residents Work In?



### Self employment

Scappoose has a slightly lower percentage of workers who are self employed in their own unincorporated businesses (5.2%) than Columbia County (6.9%) and Oregon (7.9%). About 153 people in city limits were self employed, according to American Community Survey estimates.

### Poverty and Household Income

Scappoose's poverty rate (13.3%) was nearly the same as Columbia County's (13.1%) and below the state's (16.7%) according to American Community Survey estimates.

The median household income of Scappoose residents was \$62,244, higher than Columbia County's (\$54,505) and Oregon's (\$50,521).