










City of Scappoose Approved Street Trees

1.) SMALL TREES spaced 15' apart or less; in planting areas 4' wide+






- Trees under 25' tall & less than 16' wide at maturity
- Spaced on center at the width of their expected mature dripline, or no farther than 15' apart
- For minimum 4 foot wide planting area, with at least 16 square feet of porous surface






Common name	Botanical name	Height & Width	Form/Shape	Foliage	Other features	Picture
Crimson Sentry Maple	<i>Acer platanoides</i> 'Crimson Sentry'	25' x 15'	Narrow	Deep purple. Fall: maroon, bronze	Smaller than most Norway Maple cultivars	
Sugar Tyme Crabapple	<i>Malus</i> 'Sutyzam'	18' x 15'	Upright	Green	Pink buds, white flowers, red fruit. Disease resistant.	
Crimson Pointe® Flowering Plum	<i>Prunus cerasifera</i> 'Cripolzam'	25' x 10'	Narrow	Purple bronze. Fall: reddish	Pink buds, white flowers.	
Pink Flair® Cherry	<i>Prunus sargentii</i> 'JFS-KW58'	25' x 15'	Narrow	Dark green. Fall: orange-red	Pink flower. Disease res. in wet/cold climates. Tolerates drought, heat.	

Ivory Silk Japanese Tree Lilac	<i>Syringa reticulata</i> 'Ivory Silk'	25' x 15'	Pyramidal	Green	White panicles and yellow brown fruit	
Summer Sprite Linden	<i>Tilia cordata</i> 'Halka'	20' x 15'	Pyramidal	Green	Dense and compact.	
Rocky Mountain Glow Maple	<i>Acer grandidentatum</i>	25' x 20'	Oval	Dark green turning bright red	Requires well drained soil	
Flowering Plum	<i>Blireiana Plum</i>	15' x 15'	Round	Purple to reddish bronze	Bright pink, semi double, fragrant flowers	
Centurion Crabapple	<i>Malus</i> 'Centurion'	25' x 15'	Narrow	Purple fading to bronze-green.	Rose red flowers, red fruit, disease resistant.	

2.) SMALL TREES spaced 20' apart or less; in planting areas 4' wide+






- Trees under 25' tall & greater than 16' wide at maturity
- Spaced on center at the width of their expected mature dripline, or no farther than 20' apart
- For minimum 4 foot wide planting area, with minimum 16 square feet of porous surface

Common name	Botanical name	Height & Width	Form/ Shape	Foliage	Other features	Pictures
Trident Maple	<i>Acer buergeranum</i>	25' x 20'	Oval to round	Glossy green. Fall: yel/orang/red	Exfoliating bark, adaptable to varied conditions	
Autumn Brilliance Serviceberry	<i>Amelanchier x grandiflora</i> 'Autumn Brilliance'	25' x 20'	Round	Green. Fall: red	White flowers early. Berries attractive to birds. Glowing fall color.	
Crimson Cloud Hawthorn	<i>Crataegus laevigata</i> 'Crimson Cloud'	25' x 20'	Oval	Glossy Green	Red flowers with white center, bright red fruit.	
Golden Desert Ash	<i>Fraxinus excelsior</i> 'Aureofolia'	20' x 18'	Round	Green. Fall: gold.	Compact and uniform. Fall colors early.	
Professor Sprenger Crabapple	<i>Malus</i> 'Professor Sprenger'	20' x 20'	Spreading	Green	White flower, orange-red fruit. Disease resistant.	









Flowering Plum, the varieties at right	<i>Prunus c</i> 'Thundercloud', 'Krauter's Vesuvius', or 'Newport'	20' x 20'+	Rounded	Purple leaf. Fall: red-purple	Early spring medium or light pink flowers (depending on var.), followed by purple leaves.	
Japanese Snowbell	<i>Styrax japonicus</i> , or <i>S.j.</i> 'Snowcone'	25' x 25'	Round	Green	White, bell-shaped flowers late spring. Snowcone: superior structure.	
Japanese Tree Lilac	<i>Syringa reticulata</i>	25' x 20'	Oval	Green with white flowers	Showy flower clusters attract butterflies, hummingbirds.	
City Sprite Zelkova	<i>Zelkova serrata</i> 'JFS-KW1'	25' x 20'	Oval	Bright green	Low maintenance, tolerates urban conditions. Good under power lines.	
Flowering Cherry	<i>Akebono</i>	25' x 25'	Vase	Green to bronze	Fragrant pink or white flowers	

3.) MEDIUM AND NARROW TREES spaced 25' apart or less

- Trees 25'-40' tall & less than 25' wide at maturity
- Spaced on center at the width of their expected mature dripline, or no farther than 25' apart
- For minimum 6 foot wide planting area, with at least 24 square feet of porous surface







Common name	Botanical name	Height & Width	Form/Shape	Foliage	Other features	Pictures
Pacific Sunset Maple	<i>Acer x 'Warrenred'</i>	30' x 25'	Upright	Dark green. Fall: orange red	Hybrid for smaller size, tolerance of urban conditions.	
Cascara	<i>Frangula purshiana (Rhamnus purshiana)</i>	30' x 25'	Round	Green Fall: some yellows	NATIVE. Birds like. Part shade, or sun if irrigated.	
Flowering Ash	<i>Fraxinus ornus</i>	30' x 25'	Oval	Medium green. Fall: yel to purple	Fragrant white flower clusters and good fall color.	
Princeton Sentry Ginkgo	<i>Ginkgo biloba 'Princeton Sentry'</i>	40' x 15'	Narrow	Green.Fall: bright yellow	Narrow form, seedless, ginkgo's famous fall color.	
Tschonoskii Crabapple	<i>Malus tschonoskii</i>	28' x 14'	Narrow	Silvery-green/grn. Fall:orang,red,ppl	Rose red flowers, red fruit, disease resistant.	








Magnolia 'Edith Bogue'	<i>Magnolia grandiflora</i> 'Edith Bogue'	30' x 15'	Round	Green, broad leaf evergreen	Hardy evergreen magnolia cultivar, resists storm damage.	
Black Tupelo	<i>Nyssa sylvatica</i>	35' x 20'	Pyramidal	Glossy green. Fall: yellow to red	Clay tolerant. Famous fall color.	
Afterburner Tupelo	<i>Nyssa sylvatica</i> 'David Odom'	35' x 20'	Upright oval	Glossy green. Fall: bright red	Straight central leader, uniform habit. Long lasting fall color.	
Chanticleer or Javelin Pear (only these cvs)	<i>Pyrus c.</i> 'Chanticleer' or <i>Pyrus</i> 'NCPX1'	35' x 10'	Narrow	Green (Javelin has purplish foliage)	Flowering pears, disease resistant, narrow forms.	
Chancellor Linden	<i>Tilia cordata</i> 'Chanole'	35' x 20'	Pyramidal	Green. Fall: yellow	Compact and well adapted street tree.	
Emerald Sunshine Elm	<i>Ulmus propinqua</i> 'JFS-Bieberich'	35' x 25'	Vase	Green. Fall: yellow	Leaves coppery-bronze in spring before glossy green in summer.	
Frontier Elm	<i>Ulmus carpinifolia</i> x 'Frontier'	40' x 15'	Pyramidal	Green. Fall: red-purple	Tolerates urban conditions and compacted soil.	

Columnar Norway Maple Compact	<i>Acer platanoides</i>	35' x 15'	Fastigate	Dark green turning yellow	Ascending branches. Good for very narrow spaces	
Paperbark Maple	<i>Acer griseum</i>	30' x 20'	Round	Green with silver underneath turning bright red/orange	Interesting cinnamon brown under exfoliating bark	
Lavalle Hawthorn	<i>Crataegus lavellei</i>	30' x 20'	Upright	Dark glossy green turning bronze red	White flowers, red fruit	
Olmsted Columnar Norway Maple	<i>Acer platanoides columnar</i>	35' x 25'	Upright	Dark green turning yellow	Good for narrow spaces	
Cleveland II Norway Maple	<i>Acer platanoides Cleveland</i>	40' x 25'	Upright	Medium green turning bright yellow	The shallow roots can heave sidewalks so be certain to locate the tree at least four to six feet away.	
Parkway Norway Maple	<i>Acer platanoides Columnar broad</i>	40' x 25'	Oval	Dark green turning yellow	Well behaved branching and strong central leader. It has proven to be a healthy tree and is ideal for use along wide streets and boulevards.	
Japanese Hornbeam	<i>Carpinus japonicus</i>	30' x 20'	Vase	Green Fall: yellws, brwns	Persistent seed pods look like hops. Carpinus are verticillium wilt resistant.	
Rocky Mountain Glow Maple	<i>Acer grandidentatum</i>	25' x 20'	Oval	Dark green turning bright red	Requires well drained soil	

4.) MEDIUM TREES spaced 30' apart or less






- Trees 25'-40' tall & greater than 25' wide at maturity
- Spaced on center at the width of their expected mature dripline, or no farther than 35' apart
- For minimum 6 foot wide planting area, with at least 24 square feet of porous surface







Common name	Botanical name	Height & Width	Form/Shape	Foliage	Other features	Pictures
Goldenrain Tree	<i>Koelreuteria paniculata</i> and its cultivars	35' x 35'	Round, open	Medium green. Fall: yellow	Yellow flowers in summer, tolerant of poor conditions.	
White Shield Osage Orange	<i>Maclura pomifera</i> 'White Shield'	35' x 30'	Round	Dark Green	Fruitless, thorn-less. Hardy with few pest or disease problems.	
Chinese Tupelo	<i>Nyssa sinensis</i>	40' x 30'	Pyramidal	Green. Fall: brilliant red orange	Disease resistant and tolerant of compacted soils. Famous fall color.	
American Hophornbeam	<i>Ostrya virginiana</i>	35' x 35'	Oval	Dark green. Fall: yellow	Hop-like seed pods. Adaptable tree. Good strong form.	
Cork Tree, varieties at right	<i>Phellodendron amurense</i> 'Longenecker' or 'His Majesty'	40' x 35'	Upright, rounded.	Green. Fall: bright yellow	Withstands drought and polluted air. Generally seedless varieties.	
Sterling Silver Linden	<i>Tilia tomentosa</i> 'Sterling'	40' x 35'	Pyramidal	Green with yellow flowers	Fast growing and tidy. Japanese beetle resistant.	








Wireless Zelkova	<i>Zelkova serrata</i> 'Schmidtlow'	25' x 36'	Spreading	Medium green. Fall: red	Good size for planting under utility lines. Red fall color.	
Crimson King Norway Maple	<i>Acer plantanoides</i> <i>Crimson King</i>	40' x 35'	Round	Deep purple turning reddish orange	No serious insect or disease problems.	
Embers Red Maple	<i>Acer rubrum</i> <i>Embers</i>	40' x 35'	Open	Green turning bright red	Showy red flowers precede foliage on intriguing reddish branches. Exceptional fall color. An excellent large lawn tree.	
Red Horse chestnut	<i>Aesculus carnea</i>	35' x 35'	Round	Dark green turning yellow	Red/pink flowers	
Eastern Redbud	<i>Cercis canadensis</i>	25' x 30'	Broad oval	Medium green. Fall: yellow	Magenta flowers on tree stems, blooming before leaves emerge.	
Yoshino Cherry	<i>Prunus x yedoensis</i>	25' x 30'	Spreading	Green. Fall: gold, orange	Masses of lovely white flowers. Absolutely must have good drainage.	
Shirofugen Cherry	<i>Prunus serrulata</i> ' Shiro-fugen'	25' x 30'	Spreading	Green. Fall: yellows, oranges, reds	Flowers small, double, on long peduncle/pedicels. Pink in bud and white when open, fading to pink-mauve with darker center.	







5.) LARGE TREES spaced 40' apart or less

- Trees 40'+ tall
- Spaced on center at the width of their expected mature dripline, or no farther than 40' apart
- For minimum 8 foot wide planting area, with at least 36 square feet of porous surface

Common name	Botanical name	Height & Width	Form/Shape	Foliage	Other features	Pictures
Sugar Maple	<i>Acer saccharum</i>	45' x 40'	Rounded	Green. Fall: orange, red and scarlet	Glowing fall color in tough and moderately drought resistant tree.	
Green Mountain Sugar Maple	<i>Acer saccharum</i> 'Green Mountain'	50' x 40'	Broad oval	Dark green. Fall: orange to red	Glowing fall color, rel. drought res. Japanese Beetle resistant.	
European Hornbeam	<i>Carpinus betulus</i>	50 x 50	Pyramidal	Green	Resilient urban tree. Sun or shade.	
Katsura	<i>Cercidiphyllum japonicum</i>	60' x 50'	Oval	Bluish-green. Fall: yellow to orange	Elegant and soft-textured. Fallen leaves smell sweet. Best w irrigation.	
Yellowwood	<i>Cladrastis kentukea (lutea)</i>	40' x 40'	Round	Bright green. Fall: yellow	Fragrant white flowers, hang in clusters like wisteria, in spring	

Tricolor European Beech	<i>Fagus sylvatica</i> 'Purpurea Tricolor'	60' x 40'	Oval	Deep purple Fall: bronze	Purple summer foliage, silver-gray bark shows in winter.	
Patmore Ash	<i>Fraxinus pennsylvanica</i> 'Patmore'	45' x 35'	Oval	Glassy dark green. Fall: yellow	Seedless with bright yellow fall color.	
Presidential Gold Ginkgo	<i>Ginkgo biloba</i> 'The President'	50' x 40'	Oval	Dark green. Fall: bright yellow	Seedless. Dense, consistent branching.	
Kentucky Coffeetree	<i>Gymnocladus dioica</i> 'Espresso'	50' x 30'	Oval	Green Fall: yellows	'Espresso' is male cultivar with good upward, arching form.	
London Planetree, only broad leafed	<i>Platanus x acerifolia</i> 'Bloodgood', 'Columbia' or 'Liberty'	60' x 40'	Pyramidal	Green	Anthraxnose disease resistant varieties only. Large, fast growing trees, ornamental bark.	
Scarlet Oak	<i>Quercus coccinea</i>	50' x 40'	Broad oval	Glossy green. Fall: scarlet	Classic shade tree, brilliant fall color. Wildlife friendly (all oaks).	

Forest Green Oak	<i>Quercus frainetto</i> 'Schmidt'	50' x 30'	Oval	Glossy green	Healthy-looking foliage and strong symmetrical shape.	
Burr Oak	<i>Quercus macrocarpa</i> and its cultivars	55' x 45'	Oval	Dark green Fall: yel & brown	Large, adaptable tree. All oaks good for birds/wildlife.	
Willow Oak	<i>Quercus phellos</i>	50' x 35'+	Tall oval	Green. Fall: gold-brown	Elegant classic shade tree. Leaves narrow, not oak-like. Birds love.	
Northern Red Oak	<i>Quercus rubra</i>	70' x 50'	Round	Green. Fall: reds to yellow-russet	Fast grower. High branching good for big lawns, parks.	
Zelkova (Green Vase or Halka)	<i>Zelkova serrata</i> 'Green Vase' or 'Halka'	45' x 35'+	Vase	Green. Fall (Halka):yellow Fall (VG): dark red	Dense trees. For large areas.	
Emerald Green Norway Maple	<i>Acer Platanoides</i> 'Emerald Queen'	50' x 40'	Oval, dense	Dark green to bright yellow	Fall color is usually an unremarkable yellow. Flowers give way to paired seeds with horizontally spreading wings (samaras to 2" long).	
Urbanite Ash	<i>Fraxinus pennsylvanica</i> 'urbanite'	50' x 40'	Pyramidal	Lustrous green turning bronze	Excellent urban selection. Yellow fall color, thick gray bark.	

Purple River Beech	<i>Fagus sylvatica 'Riversi'</i>	50' x 40'	Oval	Deep purple turning bonze	Rich colored foliage that retains its dark purple color throughout the summer months. A magnificent specimen tree for larger landscapes. Not recommended for hot, dry areas.	
Common Hackberry	<i>Celtis occidentalis</i>	45' x 35'	Broad oval	Light green. Fall: yellow.	Extremely hardy and strong	
Autumn Gold Ginkgo	<i>Ginkgo biloba 'Autumn Gold'</i>	45' x 35'	Pyramidal	Green. Fall: bright yellow	Seedless. Popular cultivar.	
Glenleven Linden	<i>Tilia cordata Glenleven</i>	45' x 30'	Pyramidal	Medium green turning yellow	Small fragrant flowers appearing in late June and into July. Many bees are attracted to the flowers, and the dried flowers persist on the tree for some time.	
October Glory Red Maple	<i>Acer rubrum October Glory</i>	45' x 35'	Broad Oval	Medium green turning red to purple	No serious insect or disease problems.	
Red Sunset Maple	<i>Acer rubrum Franksred</i>	45' x 35'	Broad Oval	Dark green turning red orange	Flowers on a given tree appear in late winter to early spring (March-April) before the leaves. Fruit is a two-winged samara.	
Superform Maple	<i>Acer plantanoides superform</i>	45' x 40'	Oval	Medium green turning yellow	Better yellow fall color than what is normally seen on species plants.	